



Revealing the Publisher Code

Online Purchase

1. After you have successfully paid for the digital publisher access code through our website, click on **LOGIN**.



🛒 Item Count: 0
Sub-Total: \$0.00



2. After you login you will see the menu below. Click **Activate and Access eBooks**.

- [Update Your Profile](#)
- [Maintain Shipping Address Book](#)
- [Track Orders](#)
- [Activate And Access eBooks](#)
- [View My Buyback Alert List](#)
- [Log Out](#)



After you click on **Activate and Access eBooks** you will see the next screen below with a **Publisher** icon (icon appearance may vary).


eBooks

[Click here to activate an in-store purchase.](#)

[Help](#)

Other Digital Titles

Access Content ▾

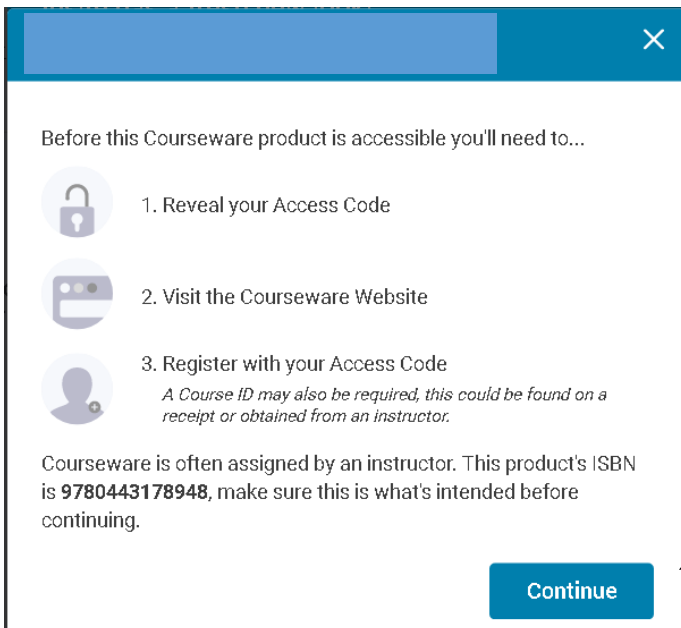
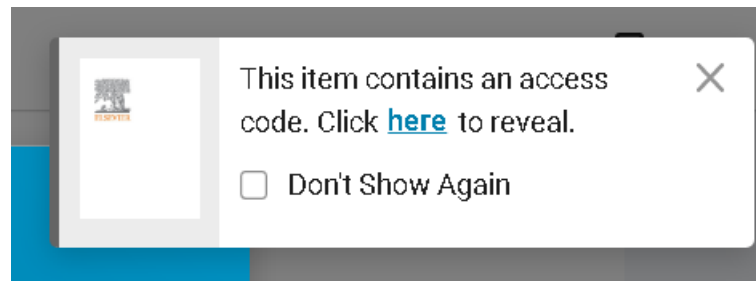


3.

Publisher icon. Click on this icon. Publisher icon may vary in appearance.

4.

A new window will open. Look for this message. Click **here** to reveal your code.

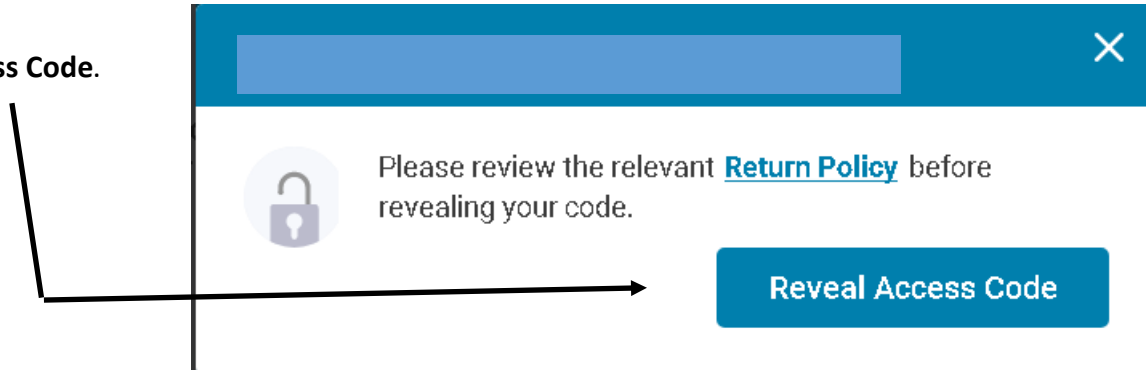


5.

Click **Continue**.

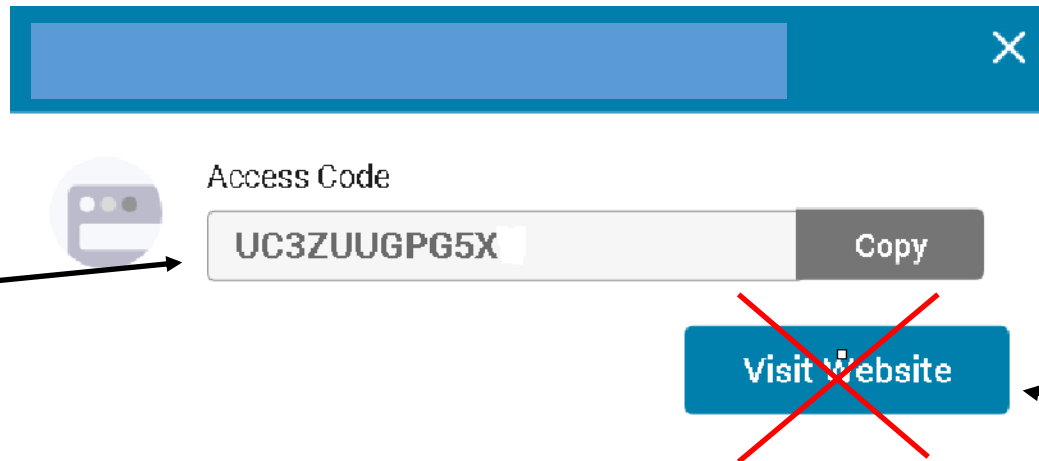
6.

Click **Reveal Access Code**.



7.

Click the **Copy** button to copy your access code to your clipboard, notepad, or Word. You can even write the access code down on paper. **This is your publisher's access code.** The length/format vary in appearance...depending on the publisher.



8.

At this point you will follow your instructor's instructions on how and where to activate your access code.

DON'T CLICK.

Follow your instructor's instructions on where to activate the publisher's access code.